

# Assessment A2 Level

A2 Level Speaking Test –  
Progetto Lingua Inglese  
UNICA-CLA

*Credit: Giulia Puddu*

# Proposals



**Duration:** 10-12 minutes



**Content:** General Language



**Register:** Informal



Simple conversation on one of the topics in your field of interest with acceptable fluency and use of vocabulary.



Being confident on the description of familiar routines and topics related to everyday life and being able to talk about personal abilities and skills.



Being able to provide simple descriptions of your favourite films, books, music, and to be involved in dialogues on familiar matters.



Being able to express personal opinions (likes and dislikes) and exchange information on subjects of personal interest or linked to everyday life.

# Structure



WARMING UP AND INTRODUCING  
YOURSELF

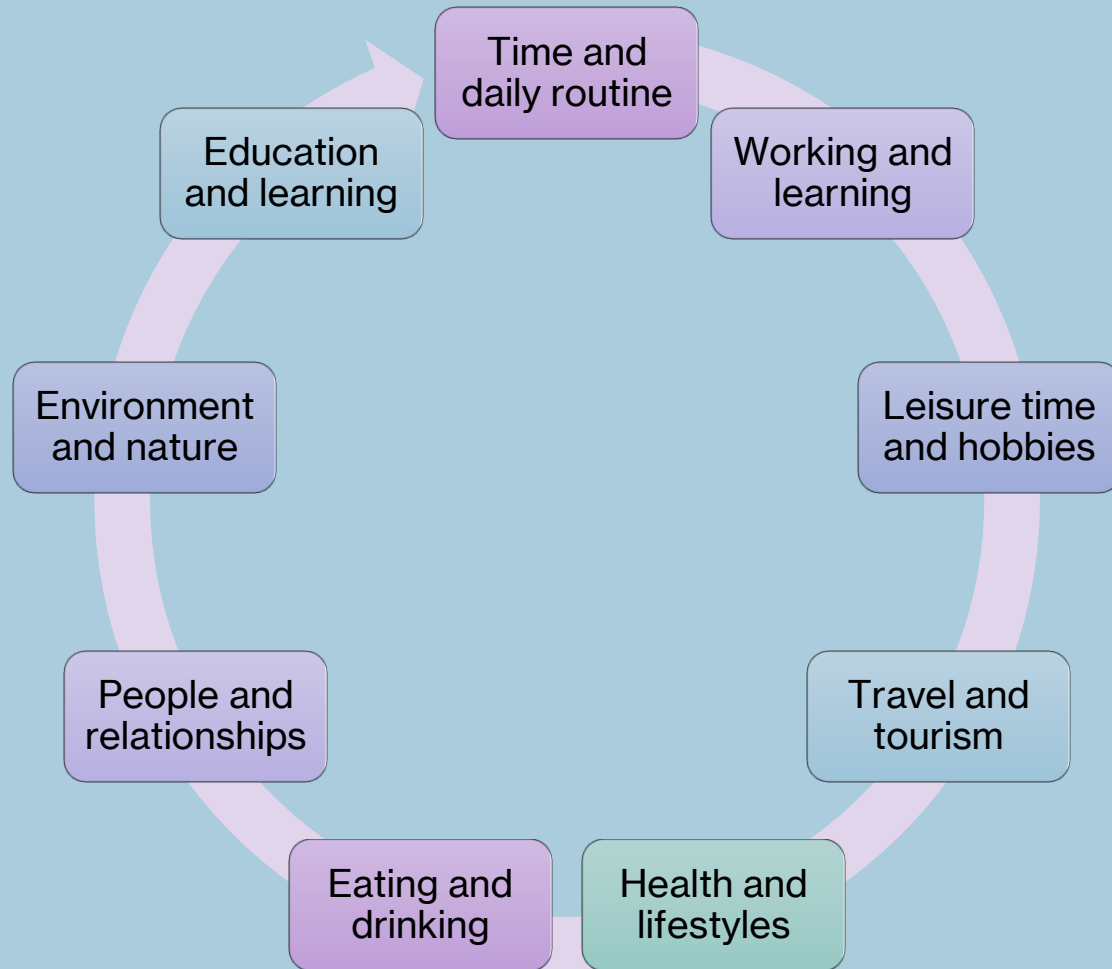


ACTIVITY 1: DIALOGUE



ACTIVITY 2: REPORTING OR PICKING  
UP A CARD OR DESCRIBING A  
PICTURE

# Topics



# Simulation

# Warm up and introducing yourself

- The examiner will ask you some general questions.
- These will help to break the ice.

Where are you from?

Where do you live?

What do you do?

Which faculty are you in?

Where do you work?

What is your favourite book?

What is your favourite film?

What is your favourite kind of music?

What is your favourite singer?

What is your favourite TV programme?

# Dialogue

## EATING AND DRINKING



Dialogue between you and the examiner.



The examiner will ask you a series of questions about yourself and the environment you live in.

- What is your favourite food?
- Can you cook? What do you like cooking?
- What is a typical meal in your country?
- Do you prefer eating at home or in a restaurant?
- What kind of food do you like eating when you are out?
- How often do you eat with your family?



# Reporting



## A great Summer holiday

[...] We took lots of breaks and sat in cafes along the river Seine. The French food we ate was delicious. The wines were tasty too. Steve's favourite part of the holiday was the hotel breakfast. [...]

**Q:** What was Steve's favourite part of the holiday?


**A:** Steve's favourite part of the holiday was the hotel breakfast. I love the hotel breakfast too because I can eat different types of food, and I can eat more than I usually do.

- It will test your ability to understand a text and answer questions about it, possibly expressing your personal opinion on the given topic.

# Picking up a card

You will pick up a random card from a bowl, answer a question and develop a topic based on it.

## TOPIC: TRAVEL AND TOURISM



- What was your favourite holiday?
- How do you usually travel during holidays?
- Where did you go on your last holiday?
- What kind of places would you like to visit?
- Do you prefer relaxing holidays or active holidays?



# Describing a picture

## DO:

- Look at your picture carefully and take a few moments to think about it before you start talking.
- Talk the whole time.
- Practise the useful language so that you can explain which part of the picture you are talking about.



## DON'T:

- Panic if you don't know the names of all things that you can see in the picture.
- Panic if you forgot what you wanted to say. Take a deep breath, look at the picture and start again.



# Describing a picture – Part 1

## What can you see in the picture?

- In the picture I can see...
- There is/There are...
- There isn't a.../There aren't

## Use the present continuous to say what is happening

- The man is dancing.
- The people are playing tennis.
- It's raining.



## PRESENT CONTINUOUS:

### TO BE + VERB+ ING

- ✓ I am reading
- ✓ You are reading
- ✓ She is reading

In the background



In the foreground

## Describing a picture – Part 2

Talking about the position of people and things in the picture

- At the top/bottom of the picture
- In the middle of the picture
- On the left/right of the picture
- Next to
- In front of
- Behind
- On top of
- Under

# Places in the City

## Describing a picture – Part 3

Saying where people are in the picture

- They are indoor/outdoor
- They are in the street/in a square
- They are at the beach
- They are in a park/the countryside
- They are in a shop/cinema/hotel
- They are on a bus/train/plane
- They are at home/school/work



Airport



Bank



Bar



Church



Shop



Cinema



Bus station



Department store



Police station



Library



Court



Gym



Hotel



Jail



Hospital



Flea market



Museum



Mall



Café



Bookstore

vocabulary.com

# Describing a picture – Part 4

## Describing people



- She is tall/short/fat/thin.
- She has fair/dark skin.
- She has dark/fair/short/long hair
- She is wearing glasses/jeans/ and a T-shirt

**LOOK** → for adjectives of appearance: She looks smart/trendy

**WEAR** → with things to put on and take off: She is wearing glasses and jeans.


**HAVE** → with something you don't put on or take off: He has a tattoo.

**CARRY** → with things we hold in our hands or arms: They are carrying an umbrella.

# Describing a picture – Part 5

## Describing people roles and feelings

- She seems happy/sad/worried
- She is probably a teacher, a student, her sister





# Describing a picture – Part 6

## Describing buildings and places

- It's a modern/very old building.
- There are a lot of people in the street.
- The square looks crowded.

# Describing a picture – Part 7



## PERSONAL OPINION

I think...

Maybe...

She is probably a...

I like/don't like the picture because....

The atmosphere is relaxing/depressing.

## HESITATION STRATEGIES



- Well, let's see
- I mean
- I guess
- I'm not really sure

# Describing a picture - Tips

## PARAPHRASE!



Use these phrases to describe words you don't know:

- It's something you use to turn on the TV = remote
- It's something you wear when your hands are cold = gloves

## MAKE GUESSES!

- This picture could be in London because of the Big Bang.
- It might be summer because they are swimming in the sea.

# Describing a picture - Questions

- Tell me something about this picture. What can you see?
- Imagine you are in the picture. Tell me your feelings, what has happened and what is going to happen next.
- Imagine you are sitting next to the little boy. Tell me what he is doing, who he is, where he is, why he is smiling.

