

Facoltà di Economia



ORAL PRESENTATIONS 2

prof.ssa Luisanna Fodde



ORAL PRESENTATIONS

What makes a good presentation?

PLANNING **AIM OF PRESENTATION**

LANGUAGE **HONESTY & CONFIDENCE**

VISUAL AIDS **CLEAR MESSAGES**

BODY LANGUAGE

GOOD AUDIENCE

A decorative teal silhouette of a mountain range is located in the bottom right corner of the slide.

ORAL PRESENTATIONS


TASK 1 A

INTRODUCING YOURSELF

You will have 5 minutes to prepare a short 2-minute presentation:

“Introducing myself.
What is my role in the faculty?”

Be attentive and supportive while listening. You are free to ask questions and provide feedback after listening to each presentation.

A decorative teal graphic element in the bottom right corner of the slide, consisting of several overlapping, irregular shapes that resemble a stylized mountain range or a jagged horizon line.

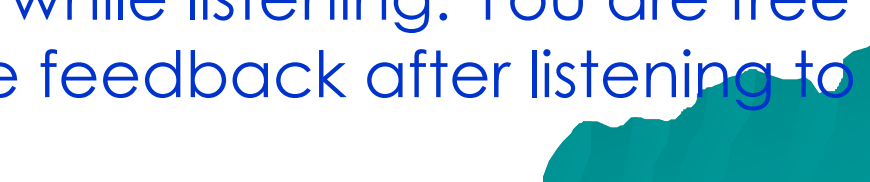
ORAL PRESENTATIONS

TASK 1

In groups of 4 you are going to give a presentation to the other members of your group. Imagine you are speaking to new students (freshmen) of the Faculty. You will have 5 minutes to prepare a short 2-minute presentation:


“An introduction to the organisational structure of the Faculty”

Be attentive and supportive while listening. You are free to ask questions and provide feedback after listening to each presentation.



ORAL PRESENTATIONS

TASK 2

1. Good afternoon, everyone
 2. I'm going to start by giving you an overview of the UN and its work.
 3. Then I'll look at some of the problems, both from the perspective of the member countries and from the perspective of the working staff.
 4. I'll finish by considering some possible solutions to these problems, focusing on internal communication, human resource management, and improvement of working conditions.
- 

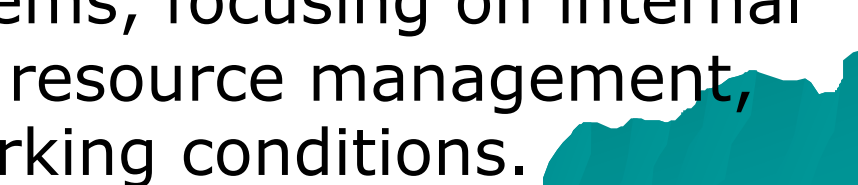
ORAL PRESENTATIONS

TASK 2

1.
2. I'm going to start by giving you an overview of the UN and its work.
3. some of the problems, both from the perspective of the member countries and from the perspective of the working staff.
4. I'll finish by considering some possible solutions to these problems, focusing on cost per country, human resource management, and improvement of working conditions.

ORAL PRESENTATIONS

TASK 2

1.
 2. giving you an overview of the UN and its work.
 3. some of the problems, both from the perspective of the member countries and from the perspective of the working staff.
 4. considering some possible solutions to these problems, focusing on internal communication, human resource management, and improvement of working conditions.
- 

ORAL PRESENTATIONS TASK 2

1.
2.
3. some of the problems,
both from the perspective of the member
countries and from the perspective of the working
staff.
4.
, focusing on internal communication, human
resource management, and improvement of
working conditions.



ORAL PRESENTATIONS

TASK 2

1.

2.

3.

.....
and from the perspective of the working staff.

4.

.....,

....., and
improvement of working conditions.



ORAL PRESENTATIONS

TASK 3- FRUIT LISTS

Think of types of fruit

List of 3 fruits

Repeat the same list

Now imagine you are giving a presentation about fruit.
Instead of simply listing the 3 fruits just mentioned,
your list will become a mini introduction

**“Good morning, everyone. Thank you for coming.
This afternoon I’m going to take a look at fruits in
Singapore.**

I’ll start by talking about bananas.

Then I’ll look at mangos

I’ll finish by considering pineapples”

(practice in pairs)



ORAL PRESENTATIONS

TASK 3- LISTS

Possible lists:

- Sardinian/ Italian provinces
 - University degrees in Italy
 - Music genres
 - Italian form of government
 - The European Union
 - Sports
 - Italian historical monuments
 - Wine growing traditions in Italy
 - Eating habits in the world
- 
- A decorative teal silhouette of a mountain range is located in the bottom right corner of the slide.

ORAL PRESENTATIONS

TASK 3 - LISTS

Think of a possible topic for a presentation. Then write a list of three things which could be discussed in the presentation.

Another student should repeat each student's main points after each introduction.

Try to use longer phrases and incorporate some new information


Now imagine you are continuing the presentation beyond the introduction. Expand your thoughts!!!



ORAL PRESENTATIONS

Get attention

Getting the audience attention:

- Talk fast so that you finish sooner (NO!!)
 - Use simple language with short sentences
 - Give lots of details and background info
 - Show colorful visuals
 - Be enthusiastic
 - Read from a carefully prepared script (NO!)
 - Keep eye contact with the audience
 - Speak calmly and quietly – this is a serious subject
- 

ORAL PRESENTATIONS

POLITICAL SPEECH PRESENTATION

TIPS FOR A GOOD PRESENTATION

GOOD AND BAD PRESENTATIONS

How to Start Your Presentation

GOOD AND BAD POWER POINT PRESENTATIONS



POLITICAL SPEECH PRESENTATION

TIPS FOR A GOOD PRESENTATION

TED TALK TIPS (Is there a Ted-Talk Formula?)


HOW TO GIVE A KILLER SCHOOL PRESENTATION

HOW TO END YOUR PRESENTATION



ORAL PRESENTATIONS

POLITICAL SPEECH PRESENTATION

- Greeting your audience
 - Presenting yourself
 - Purpose of presentation
 - **OUTLINE (1.2.3.4.)**
 - **BODY OF PRESENTATION (Introduce one point at a time)**
 - Summary of your presentation
 - Conclusions
- 

POLITICAL SPEECH PRESENTATION

➤ **OUTLINE (1.2.3.4.)**

➤ **BODY OF PRESENTATION:**

1. Give the historical background and purpose of the speech (dates are important!!)
2. Start with the Rhetorical Triangle
3. Try to cover every single aspect of our theoretical analysis and give reason for every choice made on the part of the speaker
4. In your conclusions, state to what extent and why your speech was successful and whether or not your analysis gave rise to a new perspective on the speech/speaker