

Facoltà di Scienze Economiche, Giuridiche e Politiche

CdL Economia e Gestione Aziendale

UNIT 3

**a.a. 2015/2016**

M. Antonietta Marongiu



# Overview Unit 3

Review U.1-2 p. 18-19, p. 13 ex.5, p. 127 ex. 2b  
p.148 (numbers, week days)

Phonetics

Adjectives in sentence

Indefinite / Definite articles (p. 12 2a),

Plurals/exceptions p. 127 (ex) – Irregular plurals

Would ... like?

Imperatives (pp.17-126)

jobs/professions (P. 154)

homework present simple (pp. 128-129)

► p.126 Grammar Bank 2A part 2.

Learn more about *this* / *that* / *these* / *those* and practise them.

And p. 127

Ex. 5 p. 13

The answer often uses the personal pronouns



1 What's this?  
It's \_\_\_\_\_.



2 What are these?  
They're \_\_\_\_\_.



3 What's that?  
It's \_\_\_\_\_.



4 What are those?  
They're \_\_\_\_\_.

## Grammar 6: **Gli AGGETTIVI DIMOSTRATIVI**

	(near speaker)	(far from speaker)
Sing.	<b>THIS</b>	<b>THAT</b>
Plur.	<b>THESE</b>	<b>THOSE</b>

In inglese non ci sono differenze di genere

This girl   this boy   these women   these men  
questa ragazza   questo ragazzo   queste donne  
questi uomini

*This* si usa nelle presentazioni al posto del pronome personale.

This is my brother Tom.

*Lui è mio fratello Tom.*

*This* e *that* si usano nelle conversazioni telefoniche in questo modo.

Hello, this is Vicki. Is that Barbara?

*Pronto, sono Vicki. Sei Barbara?*



This is my brother  
Tom.

Completa con *this, that, these* o *those*.

1




*This* is my mid-term report.

2



..... girl over there  
is Samantha.

3



What country  
is .....

4



Hi, ..... is Bridget.  
Is ..... Mark?

5



I love ..... shoes.

6



Tom, ..... is Linda.

# 1 DAYS OF THE WEEK

- a Complete the days of the week with the letters.

---

W Fr S S Th T M

---

Monday /'mʌndeɪ/

\_\_iday /'fraɪdeɪ/

\_\_uesday /'tju:zdeɪ/

\_\_aturday /'sætədeɪ/

\_\_ednesday /'wenzdeɪ/

\_\_unday /'sʌndeɪ/

\_\_ursday /'θɜ:zdeɪ/

# Introduction to Phonetics

- Phoneme: the smallest unit of speech
- Consonant sound: a block of the air flow
- Vowel sound: open/close, short/long
- IPA table: phonetic symbols

[tʃeɪndʒ]

# Dia-phoneme[1] Phones      Examples

## IPA: English Consonants

p    p<sup>h</sup>, p      pen, spin, tip

b    b      but, web

t    t<sup>h</sup>, t, ɾ, ʔ[2]      two, sting, bet

d    d, ɾ[3]      do, odd

tʃ    tʃ<sup>h</sup>, tʃ      chair, nature, teach

dʒ    dʒ      gin, joy, edge

k    k<sup>h</sup>, k      cat, kill, skin, queen, unique, thick

g    g      go, get, beg

f    f      fool, enough, leaf, off, photo

v    v      voice, have, of

θ    θ, ʈ[4]      thing, teeth

ð    ð, ɖ[5]      this, breathe, father

s    s      see, city, pass

z    z      zoo, rose

Dia-phoneme[1]      Phones    Examples  
IPA: English Consonants

ʃ	ʃ	she, sure, session, emotion, leash
ʒ	ʒ	pleasure, beige, equation, seizure
x	x	loch (Scottish),[6] ugh [7]
h	h, ħ,[8] ç[9]	ham
m	m, m̥[10]	man, ham
n	n	no, tin
ŋ	ŋ	ringer, sing,[11] finger, drink
l	l, l̥,[12] ɮ[13] w, o, ʊ[14]	left, bell
r	r̥ <sup>w</sup> , r, r̥,[15] ɹ, ʊ[16]	run, very
w	w	we, queen
j	j	yes, nyala
hw	hw, w[17]	what

## 2 NUMBERS 0-20

a Match the words with the numbers.

twelve twenty eleven three  
eighteen five fifteen seven

- |    |                     |    |                              |
|----|---------------------|----|------------------------------|
| 0  | zero /'zi:ərəʊ/     | 11 | _____ /ɪ'levn/               |
| 1  | one /wʌn/           | 12 | _____ /twelv/                |
| 2  | two /tu:/           | 13 | <u>thirteen</u> /θɜ:'ti:n/   |
| 3  | <u>three</u> /θri:/ | 14 | <u>fourteen</u> /fɔ:'ti:n/   |
| 4  | four /fɔ:(r)/       | 15 | _____ /fɪf'ti:n/             |
| 5  | _____ /faɪv/        | 16 | <u>sixteen</u> /sɪks'ti:n/   |
| 6  | six /sɪks/          | 17 | <u>seventeen</u> /sevn'ti:n/ |
| 7  | _____ /'sevn/       | 18 | _____ /eɪ'ti:n/              |
| 8  | eight /eɪt/         | 19 | <u>nineteen</u> /naɪn'ti:n/  |
| 9  | nine /naɪn/         | 20 | _____ /'twenti/              |
| 10 | ten /ten/           |    |                              |

b **11**) Listen and check.

c Cover the words. Say the numbers.



### Phone numbers

We say the digits separately.

794 1938 = seven nine four, one nine three eight

44 = four four OR double four      0 = zero OR oh

## 4 HIGH NUMBERS

a Write the missing words or numbers.

<u>105</u>	a / one hundred and five
_____	two hundred
350	three hundred and _____
875	eight hundred _____ seventy-five
1,000	a / one thousand /'θaʊznd/
_____	one thousand five hundred
2,012	two thousand and _____
5,420	five thousand four _____ and twenty
_____	twenty-five thousand
100,000	a / one hundred _____
1,000,000	a / one million /'mɪljən/
2,300,000	two million _____ hundred thousand

**Adjectives**

nice yellow  
American New  
fast White  
blue high

**Nouns**

food House  
school Airlines  
taxis jeans  
day York

**1** American Airlines

**2** \_\_\_\_\_

**3** Have a \_\_\_\_\_ !

**4** \_\_\_\_\_

**5** The \_\_\_\_\_

**6** a \_\_\_\_\_


**7** \_\_\_\_\_

**8** \_\_\_\_\_

- Adjectives go *before* / *after* a noun.
- Adjectives *change* / *don't change* before a plural noun.

► **p.126 Grammar Bank 2B.** Learn more about adjectives and practise them.

- 1 When we use an adjective with a noun, the adjective goes before the noun:  
*It's a big house. NOT It's a house big.*  
Adjectives don't change before a plural noun: *They're blue jeans.*  
**NOT** *They're blues jeans.*
- 2 We can also use adjectives without a noun, after the verb *be*.
- 3 We often use *very* and *quite* before adjectives:
  - a *He's very tall.*
  - b *He's quite tall.*
  - c *He isn't very tall.*



# THE INDEFINITE ARTICLE

In inglese l'articolo indeterminativo è uguale per nomi maschili e femminili:

A boy

A girl

a man




a woman



a + **cons**ant      an elephant  
a + **ant**      an + **vowel**

a hamburger



an herb tea



a + h aspirata (= cons.)

an + h muta (= vocale)



<u>  </u> book	<u>  </u> hamburger	<u>  </u> hen	<u>  </u> corn
<u>  </u> dog	<u>  </u> donkey	<u>  </u> house	
<u>  </u> yogurt	<u>  </u> student	<u>  </u> indian	<u>  </u> ice-cream
<u>  </u> egg	<u>  </u> mouse	<u>  </u> elephant	<u>  </u> watch
<u>an</u> apple	<u>  </u> horse	<u>  </u> cat	<u>  </u> washing machine
<u>  </u> one-way street	<u>  </u> wolf	<u>  </u> hedgehog	<u>  </u> hat
<u>  </u> orange	<u>  </u> university	<u>  </u> alarm clock	
<u>  </u> whale	<u>  </u> lion	<u>  </u> door	<u>  </u> heir
<u>  </u> European country	<u>  </u> EU country		

A book	A hamburger	A hen	A corn
A dog	A donkey	A house	
A yogurt	A student	AN Indian	AN ice-cream
AN egg	A mouse	AN elephant	A watch
<u>a</u> n apple	<u>a</u> horse	<u>a</u> cat	<u>a</u> washing machine
<u>a</u> one-way street	<u>a</u> wolf	<u>a</u> hedgehog	<u>a</u> hat
AN orange	A university	AN alarm clock	
A whale	A lion	A door	AN heir
<u>a</u> European country	<u>a</u> n EU country		

# THE DEFINITE ARTICLE

In inglese esiste un solo articolo determinativo: **THE**

*The boy (m) (sing)      the girl (f) (sing)*  
*The Boys (m) (plur)      the girls (f) (plur)*

Si usa *the* con:

- gruppi o categorie di parole:  
the sick, the rich, the poor,
- gli strumenti musicali:  
the guitar, the violin,

**3** Inserite *the* o *a/an* nelle seguenti frasi. Mettete una X se non è richiesto nessun articolo.

- 1 Who is ..... your best friend?
- 2 Ben loves ..... jazz music.
- 3 Meg is ..... shop-assistant.
- 4 Meg and Brian are ..... shop-assistants.
- 5 ..... penguins live at ..... South Pole.
- 6 ..... beer is ..... alcoholic drink.
- 7 Mrs Green is ..... my new boss.
- 8 There's ..... swimming pool in ..... school.
- 9 ..... swimming pool is closed today.
- 10 What's ..... your job? Are you ..... teacher?
- 11 ..... moon is ..... satellite.
- 12 ..... bananas and ..... pineapples are ..... tropical fruits.
- 13 ..... pineapple is in ..... fridge.
- 14 ..... vegetables are good for your health.
- 15 Put ..... vegetables in that basket.
- 16 Have you got ..... computer at home?
- 17 We have ..... computers at school.
- 18 Is ..... tea ..... stimulant, like ..... coffee?

**3** Inserite *the* o *a/an* nelle seguenti frasi. Mettete una X se non è richiesto nessun articolo.

- 1 Who is .....<sup>x</sup> your best friend?
- 2 Ben loves .....<sup>x</sup> jazz music.
- 3 Meg is .....<sup>a</sup> shop-assistant.
- 4 Meg and Brian are .....<sup>x</sup> shop-assistants.
- 5 .....<sup>x</sup> penguins live at .....<sup>the</sup> South Pole.
- 6 .....<sup>x</sup> beer is .....<sup>an</sup> alcoholic drink.
- 7 Mrs Green is .....<sup>x</sup> my new boss.
- 8 There's .....<sup>a</sup> swimming pool in .....<sup>the</sup> school.
- 9 .....<sup>the</sup> swimming pool is closed today.
- 10 What's .....<sup>x</sup> your job? Are you .....<sup>a</sup> teacher?
- 11 .....<sup>the</sup> moon is .....<sup>a</sup> satellite.
- 12 .....<sup>x</sup> bananas and .....<sup>x</sup> pineapples are .....<sup>x</sup> tropical fruits.
- 13 .....<sup>the</sup> pineapple is in .....<sup>the</sup> fridge.
- 14 .....<sup>x</sup> vegetables are good for your health.
- 15 Put .....<sup>the</sup> vegetables in that basket.
- 16 Have you got .....<sup>a</sup> computer at home?
- 17 We have .....<sup>x</sup> computers at school.
- 18 Is .....<sup>a</sup> tea .....<sup>x</sup> stimulant, like .....<sup>x</sup> coffee?

**1** Formate le combinazioni possibili con le parole delle due liste come nell'esempio.  
Usate anche l'articolo *a(n)*.

e.g. a student / high school

a high-school student

- |   |            |           |       |
|---|------------|-----------|-------|
| 1 | a bar      | a tomato  | ..... |
| 2 | a sandwich | b tennis  | ..... |
| 3 | a juice    | c snack   | ..... |
| 4 | a pie      | d gold    | ..... |
| 5 | a racket   | e apple   | ..... |
| 6 | a watch    | f orange  | ..... |
| 7 | a driver   | g English | ..... |
| 8 | a lesson   | h bus     | ..... |

**1** Formate le combinazioni possibili con le parole delle due liste come nell'esempio.  
Usate anche l'articolo *a(n)*.

e.g. a student / high school

a high-school student

- |              |           |                      |
|--------------|-----------|----------------------|
| 1 a bar      | a tomato  | 1. a snack bar       |
| 2 a sandwich | b tennis  | 2. a tomato sandwich |
| 3 a juice    | c snack   | 3. an orange juice   |
| 4 a pie      | d gold    | 4. an apple pie      |
| 5 a racket   | e apple   | 5. a tennis racket   |
| 6 a watch    | f orange  | 6. a gold watch      |
| 7 a driver   | g English | 7. a bus driver      |
| 8 a lesson   | h bus     | 8. an English lesson |

# adjectives

- They always **precede** the noun they refer to: a beautiful dress, a pretty girl, a happy child
- They are **neutral** and, therefore, they never take the plural: my gorgeous nieces, my nice neighbors, my new pencils, my wonderful friends
- They don't agree on number and gender

**Some common adjectives**

A big elephant and a  
small elephant.




A happy baby and a  
sad baby



## More adjectives

A tall basketball player  
and a short basketball  
player



An old woman and a young girl

An old car and a new car



## regular plurals

Singular	Plural	Spelling
a book a key	books keys	add -s
a watch a box	watches boxes	add -es after <i>ch, sh, s, x</i>
a country a dictionary	countries dictionaries	consonant + <i>y</i> > <i>ies</i>

- Add -s (or -es or -ies) to make plural nouns:  
*It's a pen. They're pens.*
- Don't use *a/an* with plural nouns:  
*They're keys. NOT They're a keys.*

## Il plurale dei sostantivi

- Il plurale si forma generalmente aggiungendo una **-s** al sostantivo.

boy → boys                      window → windows

- Si aggiunge **-es** se il sostantivo termina in **-s, -ss, -sh, -ch, -x, -z**.

glass → glasses              dish → dishes                      sandwich → sandwiches

box → boxes                      buzz → buzzes

- I sostantivi in **-y preceduta da consonante** hanno il plurale in **-ies** (la *y* finale cade).

lady → ladies                      secretary → secretaries

- Hanno il plurale in **-es** anche alcuni sostantivi in **-o**. Quelli elencati di seguito sono i più comuni.

potato → potatoes              tomato → tomatoes              hero → heroes                      echo → echoes

- Sostantivi in **-o** di origine straniera o abbreviazioni hanno generalmente il plurale regolare in **-s**. \*

piano → pianos                      radio → radios                      photo → photos

## Plural of nouns

### Pronuncia di *-(e)s*

– Il suffisso *-(e)s* del plurale si pronuncia:

**[s]** dopo i suoni: /p/ /t/ /k/ /f/ /θ/

*cups* [kʌps], *books* [bʊks]

**[ɪz]** dopo i suoni: /s/ /z/ /ks/ /ʃ/ /tʃ/ /ʒ/ /dʒ/

*boxes* ['bɒksɪz], *matches* ['mætʃɪz]

**[z]** in tutti gli altri casi

*eggs* [egz], *potatoes* [pə'teɪtəʊz]

– In alcune parole il suono finale /θ/ diventa /ð/ al plurale:

*bath* → *baths* [bɑ:ðz], *mouth* → *mouths* [maʊðz], *path* → *paths* [pɑ:ðz]

– Notate inoltre la pronuncia di *house* [haus] → *houses* ['haʊzɪz]

I seguenti sostantivi che terminano in *-f*, *-fe* hanno il plurale in *-ves*:

---

calf	calves	vitello/i	scarf	scarves (o scarfs)	sciarpa/e
half	halves	metà	shelf	shelves	scaffale/i
knife	knives	coltello/i	thief	thieves	ladro/i
leaf	leaves	foglia/e	wife	wives	moglie/i
life	lives	vita/e	wolf	wolves	lupo/i
loaf	loaves	pagnotta/e			

---

Altri sostantivi in *-f* hanno il plurale regolare: *cliff* → *cliffs*, *chief* → *chiefs*, *roof* → *roofs*, *handkerchief* → *handkerchiefs*...

# IRREGULAR PLURAL OF NOUNS


Noun + s ??????????

## PLURALI IRREGOLARI

<i>singolari</i>	<i>plurali</i>	
Man /	men	Uomo/uomini
woman	women	Donna/donne
child	children	Bambino/a / bambini/e
person	people	Persona/gente
mouse	mice	Topo/topi
tooth	teeth	Dente/denti
foot	feet	Piede/piedi
goose	geese	Oca/oche
ox	oxen	Bue/buoi
louse	lice	Pidocchio/pidocchi


1 Cosa mostrano queste vignette?

1




Men


2




3



4



5



6



2. A box of matches

3. A bowl of fish

4. many leaves

5. three tomatoes

6. children

## regular plurals

Singular	Plural	Spelling
a book a key	books keys	add -s
a watch a box	watches boxes	add -es after <i>ch, sh, s, x</i>
a country a dictionary	countries dictionaries	consonant + <i>y</i> > <i>ies</i>

- Add -s (or -es or -ies) to make plural nouns:  
*It's a pen. They're pens.*
- Don't use *a/an* with plural nouns:  
*They're keys. NOT They're a keys.*

## Il plurale dei sostantivi

- Il plurale si forma generalmente aggiungendo una **-s** al sostantivo.

boy → boys                      window → windows

- Si aggiunge **-es** se il sostantivo termina in **-s, -ss, -sh, -ch, -x, -z**.

glass → glasses              dish → dishes                      sandwich → sandwiches

box → boxes                      buzz → buzzes

- I sostantivi in **-y preceduta da consonante** hanno il plurale in **-ies** (la *y* finale cade).

lady → ladies                      secretary → secretaries

- Hanno il plurale in **-es** anche alcuni sostantivi in **-o**. Quelli elencati di seguito sono i più comuni.

potato → potatoes              tomato → tomatoes              hero → heroes                      echo → echoes

- Sostantivi in **-o** di origine straniera o abbreviazioni hanno generalmente il plurale regolare in **-s**. \*

piano → pianos                      radio → radios                      photo → photos

## Plural of nouns

### Pronuncia di *-(e)s*

– Il suffisso *-(e)s* del plurale si pronuncia:

**[s]** dopo i suoni: /p/ /t/ /k/ /f/ /θ/

*cups* [kʌps], *books* [bʊks]

**[ɪz]** dopo i suoni: /s/ /z/ /ks/ /ʃ/ /tʃ/ /ʒ/ /dʒ/

*boxes* ['bɒksɪz], *matches* ['mætʃɪz]

**[z]** in tutti gli altri casi

*eggs* [egz], *potatoes* [pə'teɪtəʊz]

– In alcune parole il suono finale /θ/ diventa /ð/ al plurale:

*bath* → *baths* [bɑ:ðz], *mouth* → *mouths* [maʊðz], *path* → *paths* [pɑ:ðz]

– Notate inoltre la pronuncia di *house* [haus] → *houses* ['haʊzɪz]

I seguenti sostantivi che terminano in *-f*, *-fe* hanno il plurale in *-ves*:

---

calf	calves	<i>vitello/i</i>	scarf	scarves (o scarfs)	<i>sciarpa/e</i>
half	halves	<i>metà</i>	shelf	shelves	<i>scaffale/i</i>
knife	knives	<i>coltello/i</i>	thief	thieves	<i>ladro/i</i>
leaf	leaves	<i>foglia/e</i>	wife	wives	<i>moglie/i</i>
life	lives	<i>vita/e</i>	wolf	wolves	<i>lupo/i</i>
loaf	loaves	<i>pagnotta/e</i>			

---

Altri sostantivi in *-f* hanno il plurale regolare: *cliff* → *cliffs*, *chief* → *chiefs*, *roof* → *roofs*, *handkerchief* → *handkerchiefs*...

# IRREGULAR PLURAL OF NOUNS

Noun + s ??????????

## PLURALI IRREGOLARI

<i>singolari</i>	<i>plurali</i>	
Man /	men	Uomo/uomini
woman	women	Donna/donne
child	children	Bambino/a / bambini/e
person	people	Persona/gente
mouse	mice	Topo/topi
tooth	teeth	Dente/denti
foot	feet	Piede/piedi
goose	geese	Oca/oche
ox	oxen	Bue/buoi
louse	lice	Pidocchio/pidocchi

## Scrivi il plurale

<b>SINGULAR</b>	<b>PLURAL</b>	<b>SINGULAR</b>	<b>PLURAL</b>
1. river		8. radio	
2. bay		9. mouse	
3. glass		10. fox	
4. watch		11. wife	
5. life		12. page	
6. tooth		13. sheep	
7. country		14. boy	

<b>SINGULAR</b>	<b>PLURAL</b>	<b>SINGULAR</b>	<b>PLURAL</b>
1. river	rivers	8. radio	radios
2. bay	bays	9. mouse	mice
3. glass	glasses	10. fox	foxes
4. watch	watches	11. wife	wives
5. life	lives	12. page	pages
6. tooth	teeth	13. sheep	sheep
7. country	countries	14. boy	boys

**4 In ognuna di queste frasi c'è un errore. Trovalo e correggilo.**

- |   |   |                           |
|---|---|---------------------------|
| 1 | There are lots of <del>persons</del> at the bus stop. | ..... <i>people</i> ..... |
| 2 | Can you give me some informations?                    | .....                     |
| 3 | Cats and wolfes are mammals.                          | .....                     |
| 4 | A lot of his friends are womans.                      | .....                     |
| 5 | My foots hurt. My shoes are too small.                | .....                     |
| 6 | Don't play with knives. It's dangerous.               | .....                     |

**4 In ognuna di queste frasi c'è un errore. Trovalo e correggilo.**

- |   |   |                           |
|---|---|---------------------------|
| 1 | There are lots of <del>persons</del> at the bus stop. | ..... <i>people</i> ..... |
| 2 | Can you give me some informations?                    | .....                     |
| 3 | Cats and wolfes are mammals.                          | .....                     |
| 4 | A lot of his friends are womans.                      | .....                     |
| 5 | My foots hurt. My shoes are too small.                | .....                     |
| 6 | Don't play with knifes. It's dangerous.               | .....                     |


a piece of information  
wolves  
women  
feet

1 45))) Watch or listen to Jenny checking into a hotel room. Answer the questions.



- 1 Complete Jenny's surname: ZI\_\_LI\_\_SK\_\_.
- 2 What's her room number?

Watch or listen again. Complete the **You Hear** phrases.

))) You Hear	You Say 
Good evening, madam.	Hello. I have a reservation. My name's Jennifer Zielinski.
Can you _____ that, please?	Z-I-E-L-I-N-S-K-I.
For five nights?	Yes, that's right.
Can I have your passport, please?	Just a second...Here you are.
Thank you. Can you sign here, _____? Thank you. Here's your _____. It's room 306, on the third floor. The _____ is over there.	The lift? Oh, the elevator.
Yes. Enjoy your stay, Ms Zielinski.	Thank you.



**Can you...?** = Please do it

*Can you sign here?*

*Can you spell that?*

**Can I have...?** = Please give me (your passport, etc.)

*Can I have your passport, please?*

*Can I have my key, please?*

P. 12

**h** You are in a hotel. How do you ask the receptionist to give you...?

- your key
- your passport
- a map of London
- a pen



### **Would you like...?**

*Would you like a coffee?      Yes, please.*

*Would you like another tea?      No, thanks.*

We use *Would you like...?* to offer somebody something.

We respond *Yes, please* or *No, thanks*.



### **Can you...?**

- check into a hotel and spell your name
- ask somebody to do something / to give you something
- offer somebody a drink, and accept or refuse

1 **Satnav** After 100 metres **turn right.**  
Turn right.

**Mum** Please **slow down!** This road is very dangerous.

**Dad** **Don't worry.** You know I'm a good driver.

**Mum** **Be careful!**

2 **Suzy** Dad, this music is terrible.  
Can you turn it off?

**Dad** OK.

**Tim** Dad, I'm very hot. **Turn the air conditioning on,** please.

**Dad** Are you hot, Suzy?

**Suzy** No, I'm cold.

**Mum** **Open your window,** Tim.

3 **Suzy** I'm thirsty. Where's the water?

**Mum** Here you are.

**Tim** I'm hungry. Can we stop soon?

**Mum** **Let's stop at that service station.**

**Dad** OK.

4 **Tim** Give me my iPod.

**Suzy** This is my iPod!

**Dad** Be quiet!

**Tim** Are we there yet? I'm bored.

**Dad** It's not far now. Only 80 kilometres.

**Tim** Can you turn the radio on please,  
Mum?

**Mum** OK.

**Dad** Oh no!

5 **Suzy** Where are we?

**Dad** We're here. At the hotel.

**Tim** Great!

**Mum** Don't park here. Look at that sign.  
No parking.

**Dad** Don't worry. It's OK. Come on.  
Let's go.

## 2C imperatives, *let's*

- 1 **Open** the door. **Turn** right.  
**Don't worry. Don't stop.**  
**Be quiet**, please. Please **sit down**.
- 2 **Let's go** home. **Let's wait**.

- 1 Use imperatives to give orders or instructions.
  - [+] imperatives = verb (infinitive). [-] imperatives = *don't* + verb (infinitive).
  - Add *please* to be polite: *Open the door, please*.
  - We often use *be* + adjective in imperatives: *Be quiet, Be careful*, etc.
  - Don't use a pronoun with imperatives: *Be quiet*.
- 2 Use *Let's* + verb (infinitive) to make suggestions.  
Use *Let's not* + verb to make a negative suggestion: *Let's not wait*.

## The imperatives

a Complete with a verb from the list. Use a ⊕ or a ⊖ imperative.

---

be go have open park read speak take turn on worry

---

A It's hot. B Open the window.

A I'm very sorry B Don't worry. It isn't a problem.

1 A I'm bored. B \_\_\_\_\_ the TV.

2 A *No entiendo*. B This is an English class. Please \_\_\_\_\_ Spanish.

3 A I'm tired. B It's late. \_\_\_\_\_ to bed.

4 A Is this book good? B No, it isn't. \_\_\_\_\_ it.

5 A I'm hungry. B \_\_\_\_\_ a sandwich.

6 A Look at those animals. B \_\_\_\_\_ careful. They're dangerous.

7 A It's raining. B \_\_\_\_\_ an umbrella.

8 A Where is our hotel? B It's over there. \_\_\_\_\_ here.

What do the signs mean? Use a verb phrase from the list in a  $\oplus$  or  $\ominus$  imperative.

be careful  
smoke here  
turn left

cross the road now  
listen to music here  
turn off your mobile

go in here  
take photos  
eat or drink here

1 Turn left



1



2



3



4



5



6



7



8



9

# Jobs & professions

- I'm a doctor –  
I work as a doctor
- She's a nurse –  
She works as a nurse
- They are engineers –  
They work as engineers



# What & where?

Job/Profession	Workplace/Place of employment
a lecturer	a university
a clerk (impiegato/a)	an office
a surgeon (chirurgo)	a hospital
a builder (muratore)	a building/construction site
a factory worker	a factory
a waiter (M)/a waitress (F)	a restaurant or a café
an accountant (ragioniere)	an office
a lawyer (avvocato)	a law firm/a lawyer's office
a judge (giudice)	a law court/a courthouse
an actor (M)/an actress (F)	a theatre
a librarian (bibliotecario/a)	a library
a chef/a cook	a kitchen

# Homework

- pp. 18-19 student's book (English File Digital 3° Ed. Elementary)
- Write an informal email/letter to a friend in the UK and send it to [marongiuma@unica.it](mailto:marongiuma@unica.it) for correction